

CIMMCO LIMITED
 SHAREHOLDING PATTERN AS ON 30th JUNE 2019
 SHAREHOLDING PATTERN UNDER REGULATION 31 OF SEBI(LISTING OBLIGATION AND DISCLOSURE AND REQUIREMENTS) REGULATIONS 2015

1. Name of Listed Entity: CIMMCO LIMITED
2. Scrip Code 505230, CIMMCO
3. Class of Securities Equity
 Quarter ended 30TH JUNE 2019
 ShareHolding pattern filed under Regulation 31(1)(c)

4. Declaration : The listed entity is required to submit the following declaration to the extent of submission of information:

	Particulars	YES/No
a	Whether the Listed Entity has issued any partly paid up shares	No
b	Whether the Listed Entity has issued any Convertible Securities or Warrants?	No
c	Whether the Listed Entity has any shares against which depository receipts are issued?	No
d	Whether the Listed Entity has any shares in locked-in?	No
e	Whether any shares held by promoters are pledge or otherwise encumbered?	No

*If the Listed Entity selects the option 'NO' for the questions above, the columns for the partly paid up shares, Outstanding Convertible Securities/Warrants, depository receipts, locked-in shares, No of shares pledged or otherwise encumbered by promoters, as applicable, shall not be displayed at the time of dissemination on the Stock Exchange website. Also wherever there is 'No' declared by Listed entity in above table the values will be considered as 'Zero' by default on submission of the format of holding of specified securities.

5 The tabular format for disclosure of holding of specified securities is as follows:

CERTIFIED TRUE COPY

For CIMMCO LIMITED

Group Company Secretary

Table I - Summary Statement holding of specified securities

Category	Category of Shareholder	No of Share-holders	No of fully paid up equity shares held	No of Partly paid-up equity shares held	No of Shares Underlying Depository Receipts	Total No of Shares Held	Share-holding as a % of total shares	Number of Voting Rights held in each class of securities		Total as a % of (A+B+C)	No of Shares Underlying Outstanding convertible securities (including Warrants)	Shareholding as a % assuming full conversion of convertible Securities (as a percentage of diluted share capital)	Number of Locked in Shares	No. of Shares pledged or otherwise encumbered	Number of equity shares held in dematerialized form
								Class X	Class Y Total						
(i)	(ii)	(iii)	(iv)	(v)	(vi)	(vii)	(viii)	(ix)	(ix)	(ix)	(x)	(xi)	(xii)	(xiii)	(xiv)
(A)	Promoter & Promoter Group	4	20511391	0	0	20511391	75.00	0	20511391	75.00	0	0.00	0	0.00	20511391
(B)	Public	47534	6837135	0	0	6837135	25.00	0	6837135	25.00	0	0.00	NA	NA	5568455
(C)	Non Promoter-Non Public	0	0	0	0	0	NA	0	0	0.00	0	0.00	NA	NA	0
(C1)	Shares underlying DRS	0	0	0	0	0	0.00	0	0	0.00	0	0.00	NA	NA	0
(C2)	Shares held by Employees Trusts	0	0	0	0	0	0.00	0	0	0.00	0	0.00	NA	NA	0
	Total:	47538	27348526	0	0	27348526	100.00	0	27348526	100.00	0	0.00	NA	NA	27079846


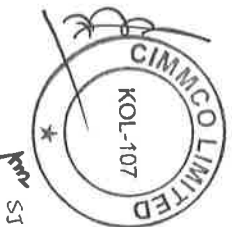


Table II - Statement showing shareholding pattern of the Promoter and Promoter Group

Category	Category & Name of the Shareholder	PAN	No of Share-holders	No of fully paid up equity shares held	No of Partly paid-up equity shares held	No of Shares Underlying Depository Receipts	Total No of Shares Held (V+V+VI)	Shareholding (A+B+C) as a % of total no of shares	No of Voting Rights			Total as a % of (A+B+C)	No of Shares Underlying convertible securities (including Warrants)	Shareholding as a % assuming full conversion of convertible Securities (as a percentage of diluted share capital)	Number of Shares	As a % of total Shares held	Number of Shares pledged or otherwise encumbered	As a % of total Shares held	Number of equity shares held in dematerialized form
									Class X	Class Y	Total								
(1)	(i)	(ii)	(iii)	(iv)	(v)	(vi)	(vii)	(viii)	(ix)			(x)	(xi)	(xii)	(xiii)	(xiv)	(xv)		
	Indian								Class X	Class Y	Total								
	Individuals/Hindu undivided Family		3	31424	0	0	31424	0.11	31424	0	31424	0.11	0	0.11	0	0.00	0	0.00	31424
(a)	VINITA BALORIA	ADTB88369H	1	13424	0	0	13424	0.05	13424	0	13424	0.05	0	0.05	0	0.00	0	0.00	13424
	GAURAV KAJARIA	AFMPK2487G	1	14000	0	0	14000	0.05	14000	0	14000	0.05	0	0.05	0	0.00	0	0.00	14000
	SUMITA KANDOI	AFNPK7947Q	1	4000	0	0	4000	0.01	4000	0	4000	0.01	0	0.01	0	0.01	0	0.01	4000
	Central Government/State Government(s)		0	0	0	0	0	0.00	0	0	0	0.00	0	0.00	0	0.00	0	0.00	0
(b)	Financial Institutions/Banks		0	0	0	0	0	0.00	0	0	0	0.00	0	0.00	0	0.00	0	0.00	0
(c)	Any Other		1	20479967	0	0	20479967	74.89	20479967	0	20479967	74.89	0	74.89	0	0.00	0	0.00	20479967
	TTTIGARH WAGONS LIMITED	AARCT1377P	1	20479967	0	0	20479967	74.89	20479967	0	20479967	74.89	0	74.89	0	0.00	0	0.00	20479967
(2)	Sub-Total (A)(1)		4	20511391	0	0	20511391	75.00	20511391	0	20511391	75.00	0	75.00	0	0.00	0	0.00	20511391
	Foreign																		
	Individuals (Non-Resident Individuals/Foreign Individuals)		0	0	0	0	0	0.00	0	0	0	0.00	0	0.00	0	0.00	0	0.00	0
(b)	Government		0	0	0	0	0	0.00	0	0	0	0.00	0	0.00	0	0.00	0	0.00	0
(c)	Institutions		0	0	0	0	0	0.00	0	0	0	0.00	0	0.00	0	0.00	0	0.00	0
(d)	Foreign Portfolio Investor		0	0	0	0	0	0.00	0	0	0	0.00	0	0.00	0	0.00	0	0.00	0
(e)	Any Other		0	0	0	0	0	0.00	0	0	0	0.00	0	0.00	0	0.00	0	0.00	0
	Sub-Total (A)(2)		0	0	0	0	0	0.00	0	0	0	0.00	0	0.00	0	0.00	0	0.00	0
	Total Shareholding of Promoter and Promoter Group		4	20511391	0	0	20511391	75.00	20511391	0	20511391	75.00	0	75.00	0	0.00	0	0.00	20511391
	(A)-(A1)+(A)(2)		4	20511391	0	0	20511391	75.00	20511391	0	20511391	75.00	0	75.00	0	0.00	0	0.00	20511391



33

Table II - Statement showing shareholding pattern of the Public shareholder

Category	Category & Name of the Shareholder	PAN	No of Share-holders	No of fully paid up equity shares held	No of Partly paid-up equity shares held	No of Shares Underlying Depository Receipts	Total No of Shares Held (V+V1+V2)	Shareholding as a % of total shares (A+B+C)	Number of Voting Rights held in each class of securities			Total as a % of (A+B+C)	No of Shares Underlying convertible securities (including Warrants)	Shareholding as a % assuming full conversion of convertible securities (as a percentage of diluted share capital)	Number of Locked in Shares	As a % of Total Shares held	No. of Shares pledged or otherwise encumbered	As a % of Total Shares held	Number of equity shares held in dematerialized form	
									Class X	Class Y	Total									
(1)	Institutions	(ii)	(iii)	(iv)	(v)	(vi)	(vii)	(viii)		(ix)	(x)	(xi)	(xii)	(xiii)	(xiv)					
(a)	Mutual Funds			1624	0	0	1624	0.01	1624	0	1624	0.01	0	0.00	NA	NA	NA	NA	794	
(b)	Venture Capital Funds			0	0	0	0	0.00	0	0	0	0.00	0	0.00	NA	NA	NA	0		
(c)	Alternate Investment Funds			0	0	0	0	0.00	0	0	0	0.00	0	0.00	NA	NA	NA	0		
(d)	Foreign Venture Capital Investors			0	0	0	0	0.00	0	0	0	0.00	0	0.00	NA	NA	NA	0		
(e)	Foreign Portfolio Investors			0	0	0	0	0.00	0	0	0	0.00	0	0.00	NA	NA	NA	0		
(f)	Financial Institutions/Banks			20	136961	0	136981	0.56	136981	0	136981	0.50	0	0.00	NA	NA	NA	136409		
(g)	Insurance Companies			0	0	0	0	0.00	0	0	0	0.00	0	0.00	NA	NA	NA	0		
(h)	Provident Funds/Pension Funds			0	0	0	0	0.00	0	0	0	0.00	0	0.00	NA	NA	NA	0		
(i)	Any Other			23	138485	0	138485	0.51	138485	0	138485	0.51	0	0.00	NA	NA	NA	137193		
(j)	Sub Total (B)(1)			46928	3728734	0	3728734	13.63	3728734	0	3728734	13.63	0	0.00	NA	NA	NA	3472778		
(k)	Central Government/State Government/President of India			0	0	0	0	0.00	0	0	0	0.00	0	0.00	NA	NA	NA	0		
(l)	Sub Total (B)(2)			0	0	0	0	0.00	0	0	0	0.00	0	0.00	NA	NA	NA	0		
(m)	Non-institutions			26	1258684	0	1258684	4.60	1258684	0	1258684	4.60	0	0.00	NA	NA	NA	1258684		
(n)	Individual shareholders holding nominal share capital up to Rs.2 Lakhs			3	26320	0	26320	0.10	36320	0	26320	0.10	0	0.00	NA	NA	NA	26320		
(o)	Individual shareholders holding nominal share capital in excess of Rs. 2 Lakhs			0	0	0	0	0.00	0	0	0	0.00	0	0.00	NA	NA	NA	0		
(p)	NBFCs Registered with RBI			0	0	0	0	0.00	0	0	0	0.00	0	0.00	NA	NA	NA	0		
(q)	Employee Trusts			0	0	0	0	0.00	0	0	0	0.00	0	0.00	NA	NA	NA	0		
(r)	Overseas Depositories (Holding DPs)/Balancing figure			0	0	0	0	0.00	0	0	0	0.00	0	0.00	NA	NA	NA	0		
(s)	Any Other			5	315	0	315	0.00	315	0	315	0.00	0	0.00	NA	NA	NA	0		
(t)	NON RESIDENT INDIAN REPATRIABLE			1	162787	0	162787	0.60	162787	0	162787	0.60	0	0.00	NA	NA	NA	162787		
(u)	Alternate Investment Fund			96	86833	0	86833	0.32	86833	0	86833	0.32	0	0.00	NA	NA	NA	86833		
(v)	NON RESIDENT INDIANS			3	58	0	58	0.00	58	0	58	0.00	0	0.00	NA	NA	NA	58		
(w)	Trusts			22	7893	0	7893	0.03	7893	0	7893	0.03	0	0.00	NA	NA	NA	7893		
(x)	CLEARING MEMBERS			83	65666	0	65666	0.24	65666	0	65666	0.24	0	0.00	NA	NA	NA	65611		
(y)	NON RESIDENT INDIANS NON REPATRIABLE			344	1361359	0	1361359	4.98	1361359	0	1361359	4.98	0	0.00	NA	NA	NA	1350298		
(z)	INDIES CORPORATES			47511	6698650	0	6698650	24.49	6698650	0	6698650	24.49	0	0.00	NA	NA	NA	6431262		
(aa)	Sub Total (B)(3)			47534	6837135	0	6837135	25.00	6837135	0	6837135	25.00	0	0.00	NA	NA	NA	6588455		
(ab)	Total Public Shareholding (B) =																			

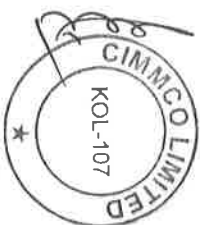


Table IV - Statement showing shareholding pattern of the Non Promoter - Non Public Shareholder

Category	Category & Name of the Shareholder	PAN	No of Share-holders	No of fully paid up equity shares held	No of Partly paid-up equity shares held	No of Shares Underlying Depository Receipts	Total No of Shares Held (IV+V+VI)	Shareholding as a % of total (A+B+C2)	Number of Voting Rights held in each class of securities			Total as a % of (A+B+C)	No of Shares Underlying convertible securities (including Warrants)	Shareholding as a % assuming full conversion of convertible Securities (as a percentage of diluted share capital)	Number of Locked in Shares	Number of Shares pledged or otherwise encumbered	Number of equity shares held in dematerialized form
									Class X	Class Y	Total						
			(i)	(ii)	(iii)	(iv)	(v)	(vi)	(vii)	(viii)	(ix)	(x)	(xi)	(xii)	(xiii)	(xiv)	
[1]	Custodian/DR Holder Employee Benefit Trust (under SEBI(Share based Employee Benefit) Regulations 2014)		0	0	0	0	0	0.00	0	0	0	0	0.00	0	0	0	
[2]	Total Non-Promoter-Non Public Shareholding (C) = (C1)+(C2)		0	0	0	0	0	0.00	0	0	0	0	0.00	0	0	0	

